

# T Together @ Home

Here are some activities you could do together as a family, begin with the story and then do as many or as few as you like, in any order.




## Bible Passage

Today we will be exploring together, the story of Palm Sunday when Jesus entered Jerusalem on a donkey.

You can find it in your Bible in:

### Matthew 21 v 1–11

Read the story together – choose a Bible translation or children’s story version which best suits your group.



## A prayer to say together

Dear God,

Thank you for the story of Jesus arriving in Jerusalem. Thank you that you came to be a Saviour for everybody.

As we prepare for Easter help us to draw close to you and learn more about who you are.

We pray for those in the world who do not know you yet. Help them to recognise you as their Saviour

Amen

## Discussion

### A question for adults to ask children

*What did the people in the story shout? What do you think ‘Hosanna’ means?*

The word Hosanna in Hebrew meant ‘save us’ – You can find an example of it being used in Psalm 118 v 25, the verse after today’s memory verse. The people who were welcoming Jesus into the city recognised Jesus as their Saviour. Jesus’ arrival into Jerusalem on a colt was a fulfilment of the prophecies that had been made about him in the Old Testament. He was the Messiah that the people had been waiting for.

### A question for children to ask adults

*Can you think of a time when you had a visit from somebody important or exciting? What happened and how did it make you feel?*


## Family Activity 1

You will need: fabric you don’t mind standing on e.g. old t-shirts, pillow cases.

Using just two or three pieces of fabric can you get your whole family from one side of the room to the other?

You are only allowed to stand on the fabric and not touch the floor. You will need to work as a team standing on one piece while you move the other.

Use this as a reminder of the clothes that the people put down for Jesus to walk on.





## A verse to remember

**Psalm 118 v 24 "This is the day that the LORD has made. Let us rejoice and be glad in it"**

Try to learn this verse together, you could come up with some actions to help you remember it or decorate the verse on a piece of paper or card together and put it up somewhere to remind you of it through the week.

Sometimes when life is difficult, or we are feeling sad or worried it can be hard to be glad. But every day we have things to be thankful for. Why not make a list of all the things you can be grateful for and say a big thank you to God for all He has provided for you and your family today.

## Family Activity 2

You will need: Leaves, sticks, rocks

In your garden or on your daily walk why not collect some leaves to make into a collage at home.

The people in the story were so excited to welcome Jesus that they grabbed what they could find to worship Him.

What other items can you find in your garden or on your walk to make some worship art from? Arrange the items you have found to make your own picture.



## Active Prayer

A virtual Mexican wave.

We might not be able to meet up with people but we can send a wave of encouragement and pray for others.

Why not start your own virtual Mexican wave of encouragement. Video call another family and give them a big encouraging smile and wave. Take a moment to pray for them and then ask them to send the wave on to another family.

How far will your prayer wave travel?

Maybe it will even come back to you!



## Helping Older Children

*Your child may have heard that the virus is causing many deaths around the world, do not be afraid of talking to your children about death. Easter is a time to remember that Jesus defeated death and rose again.*

**We have a Saviour!** - Even though it is hard to lose people, God has made a way through Jesus that everybody can become his friend, be forgiven for their sins and live for eternity with God. In heaven there is no pain, sickness, sadness or death.

**God is bigger!** - God is bigger than anything we are scared or worried about, bigger than sickness or death. When we are sad or scared or worried we can call out to God. God is always with us and always hears us. It's good to talk to grown ups who we trust too, share how we are feeling so that they can pray with us.

A colouring page you could print and colour together







# Together @ Home



Here are some activities you could do together as a family, begin with the story and then do as many or as few as you like, in any order.



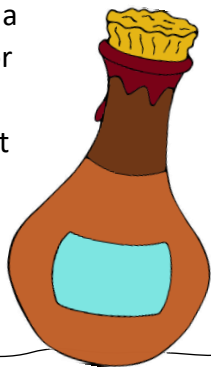
## Bible Passage

Today we will be exploring together, the story of Mary and her perfume.

You can find it in your Bible in:

### John 12 v 1–8

Read the story together – choose a Bible translation or children’s story version which best suits your group.



## Discussion

### A question for adults to ask children

- *What did Mary do with her perfume?*
- *What are some of your favourite smells?*

Mary’s perfume was very very expensive, that is why people were so shocked that she gave it to Jesus. But Mary understood how special Jesus was and how precious it was to spend time with Him.

Sometimes there is a cost to spending time with Jesus, we might have to give up doing something else that we also enjoy, but time with Jesus is precious and important

### A question for children to ask adults

*What are some of the things you do to spend time with Jesus and show Him how special He is to you?*

## A prayer to say together

Dear God,

Thank you that we are never alone because you are ALWAYS WITH US.

Thank you that we can spend time with you and draw close to you.

We pray for those in the world who are feeling alone at the moment that they would know that you are with them.

Amen

## Family Activity 1

You will need: A selection of items from around the home – perfume, soap, grass, food items etc. Blindfolds (scarves)

Collect together a selection of items from around your house and garden. Children should take it in turns to smell the items whilst wearing a blindfold – can they guess what they are smelling?

They could be nice smells e.g. chocolate, not so nice smells e.g. dirty socks or familiar smells e.g. a parent’s perfume.

Why not wonder together what Mary’s perfume smelt like?



## A verse to remember

Psalm 141 v 2

**“Let my prayer be like incense placed before you.”**

Try to learn this verse together, you could come up with some actions to help you remember it or decorate the verse on a piece of paper or card together and put it up somewhere to remind you of it through the week.

In the Old Testament temple, incense was used. The sweet smelling smoke rising up reminded everybody that their prayers were travelling to God. Our prayers and worship are a sweet smell to God. God loves to hear our prayers.

## Family Activity 2

You will need: Paper and pens

### Design a perfume for God.

We know that God loves the smell of our prayers and worship. Draw a bottle shape and then write or draw inside some of the ways we can worship God that would be a sweet smell to Him.

Remember we can worship in so many different ways, not just by singing or dancing but by living our lives in a way that pleases God, being kind, sharing, encouraging and loving others too.



## Active Prayer

Open a door or window from your house and send out some prayers into your community.

Spray some perfume out of the window or if you have bubble mixture you could blow bubbles down the street.

Just as the scent of the perfume travels or the bubbles float down the street pray that God's peace and comfort would travel out to your neighbours and community.

## Helping Older Children

*Your child may have heard that the virus is causing many deaths around the world, do not be afraid of talking to your children about death. Lent is our journey to Easter, a time to remember that Jesus defeated death and rose again.*

### ***It is alright to be sad***

In the Bible we see Jesus weep over a friend's death. It is alright to be sad when we think about death or when somebody we know has died. God is with us even when we are sad.

### ***This isn't how God planned the world***

This wasn't how the world was supposed to be. God's original plan was for a world with no sickness, no pain, nobody hurting and everybody living forever with him. It is because of sin in the world that it is not like that.

### ***When we die, we have a new life in heaven***

Even though it is hard to lose people, God has made a way through Jesus that everybody can become his friend, be forgiven for their sins and live for eternity with God. In heaven there is no pain, sickness, sadness or death.


### ***God is bigger!***

God is bigger than anything we are scared or worried about, bigger than sickness or death. When we are sad or scared or worried we can call out to God. God is always with us and always hears us. It's good to talk to grown ups who we trust too, share how we are feeling so that they can pray with us.

A colouring page you could print and colour together

LET MY PRAYERS  
BE LIKE  
INCENSE PLACED  
BEFORE  
YOU.

PSALM 141 V 2




# Puzzle Sheet



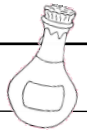
There are perfume bottles like this one hidden on the page... how many can you find?



Mmmm...something smells good – can you complete the picture to show what the boy can smell?



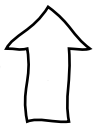
Here's something else that smells nice. Join the dots in order from a to z to find out what, then colour the picture.



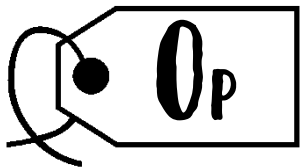
Can you guess the words from their picture clues? They are all words made from the letters of the word PERFUME.



Can you think of any others?


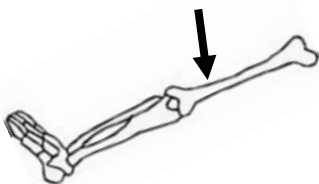


— —



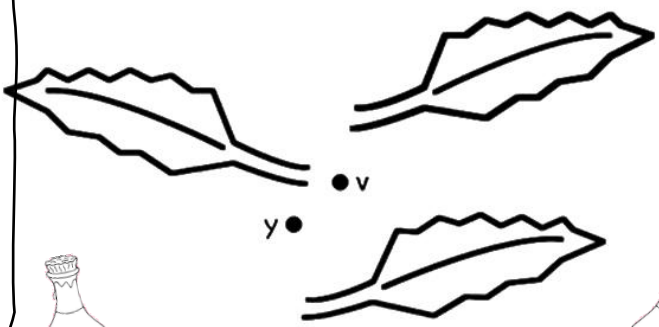
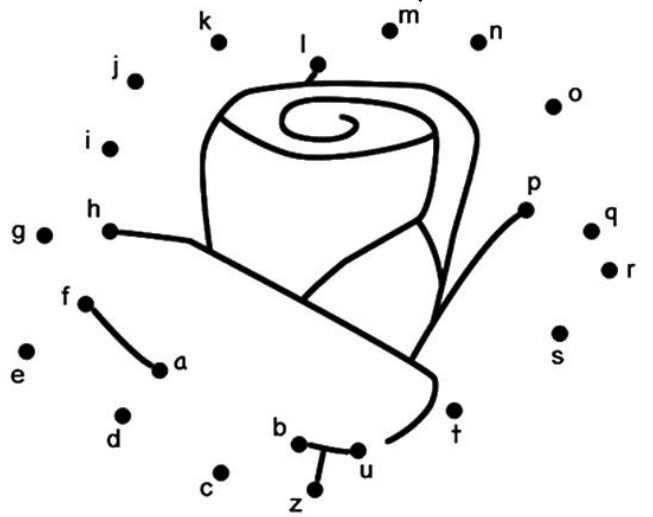
— — — —

— — — —



— — — —

Answers: up, free, reef, fur and femur




x • • w

Answer: There are 7 bottles hidden on the page.



# Together @ Home

Here are some activities you could do together as a family, begin with the story and then do as many or as few as you like, in any order.



## Bible Passage

Today we will be exploring together, the story of the empty tomb!

You can find it in your Bible in:  
**John 20 v 1–18**

Read the story together – choose a Bible translation or children’s story version which best suits your group.



## A prayer to say together

Dear God,

Thank you for the story of Easter and the empty tomb. Thank you that your plan did not end with death on the cross but with your resurrection and new life.

Thank you that you made a way for us to be forgiven for all our mistakes and to be your friends forever.

We pray today for all those in the world who do not yet know you, that they would draw closer to you this Easter.

Amen

## Discussion

A question for adults to ask children

*How did Mary know that the person she met was Jesus?*

Mary did not realise at first who Jesus was, the Bible tells us that she thought he was the gardener. It was only when Jesus called her by name that she recognised him. This is the sort of relationship that God wants with each one of us – God knows each of us by name and loves us like a shepherd loves his sheep. Just like the sheep know the voice of their shepherd God wants us to respond to him and follow Him.

When he died and rose again Jesus removed all the barriers that stood between us and God, all our mistakes were wiped away, the price was paid. Because of Jesus we can choose to follow God and to enjoy a perfect relationship with Him.

A question for children to ask adults

*Who is your best friend? What is your favourite thing about being friends with them?*


## Family Activity 1

You will need: A blindfold (scarf)

Mary recognised Jesus when he called her name. Play a game together – take it in turns to wear a blindfold. Members of your family should say your name but should try to disguise their voice, can you still recognise who they are?

If you are feeling brave why not see if the person in the blindfold can be guided round the house just by following a voice calling their name.





## A verse to remember

Matthew 28 v 6

“He is not here; he has risen!”

Try to learn this verse together, you could come up with some actions to help you remember it or decorate the verse on a piece of paper or card together and put it up somewhere to remind you of it through the week. You could shout it out loud as a celebration of the Easter story and Jesus’ sacrifice for us!

## Family Activity 2

You will need: Anything you have around the house

Gather items from your home, garden or from your daily walk to create your own Easter Garden together.



You will need to select a stone to be in front of the tomb and roll away, a flowerpot or cup can make a good substitute for the tomb. You could do some junk modelling and use some items from your recycling or just build the whole thing from building blocks and toys.

Once you have built your Easter garden, use any toy figures you have to act out the story of Easter morning together.

## Active Prayer

Write on some pieces of paper the names of friends or family members that don’t yet know Jesus as their friend and Saviour.

Take a few pieces each and hide them around the house, then go on an “Easter prayer hunt” – each time a name is found take a moment to pray together for that person that they would come to know Jesus.



## What about the eggs?

*Did you know that the first ‘Easter eggs’ were eggs from ducks or hens painted or dyed in bright colours?*

*Here are some ways that Easter Eggs point back to Jesus...*

Traditional Easter Eggs are hollow, the empty space inside reminds us of the empty tomb after Jesus had risen from the dead.

It’s great fun to search for hidden Easter Eggs around your house and garden – as we search we can remember Mary and Jesus’ other friends who searched for him and were surprised to find the tomb empty.

Eggs are a symbol of new life, they remind us of the new life that is available to all of us through Jesus.

## Seeking Jesus this Easter Sunday

*If you have never prayed a prayer of commitment asking Jesus to be your Saviour here is a simple prayer you can say today.*

Dear Jesus.

Thank you that you came to earth and died on a cross to take the punishment that should have been mine. I am sorry for all the mistakes I have made and the times that I have lived selfishly. Today I accept your free gift of forgiveness and friendship and the promise of eternal life. I choose to live my life for you.

Amen.

A colouring page you could print and colour together



HE IS NOT HERE  
HE HAS RISEN!



# Puzzle Sheet

All the letters of the name Jesus are hidden on the page can you find them and colour them in?

Can you find all of the Easter words in the word search?

Jesus  
Mary  
Easter  
Tomb  
Empty  
Risen  
Cross  
Death  
Saviour  
Garden  
Life

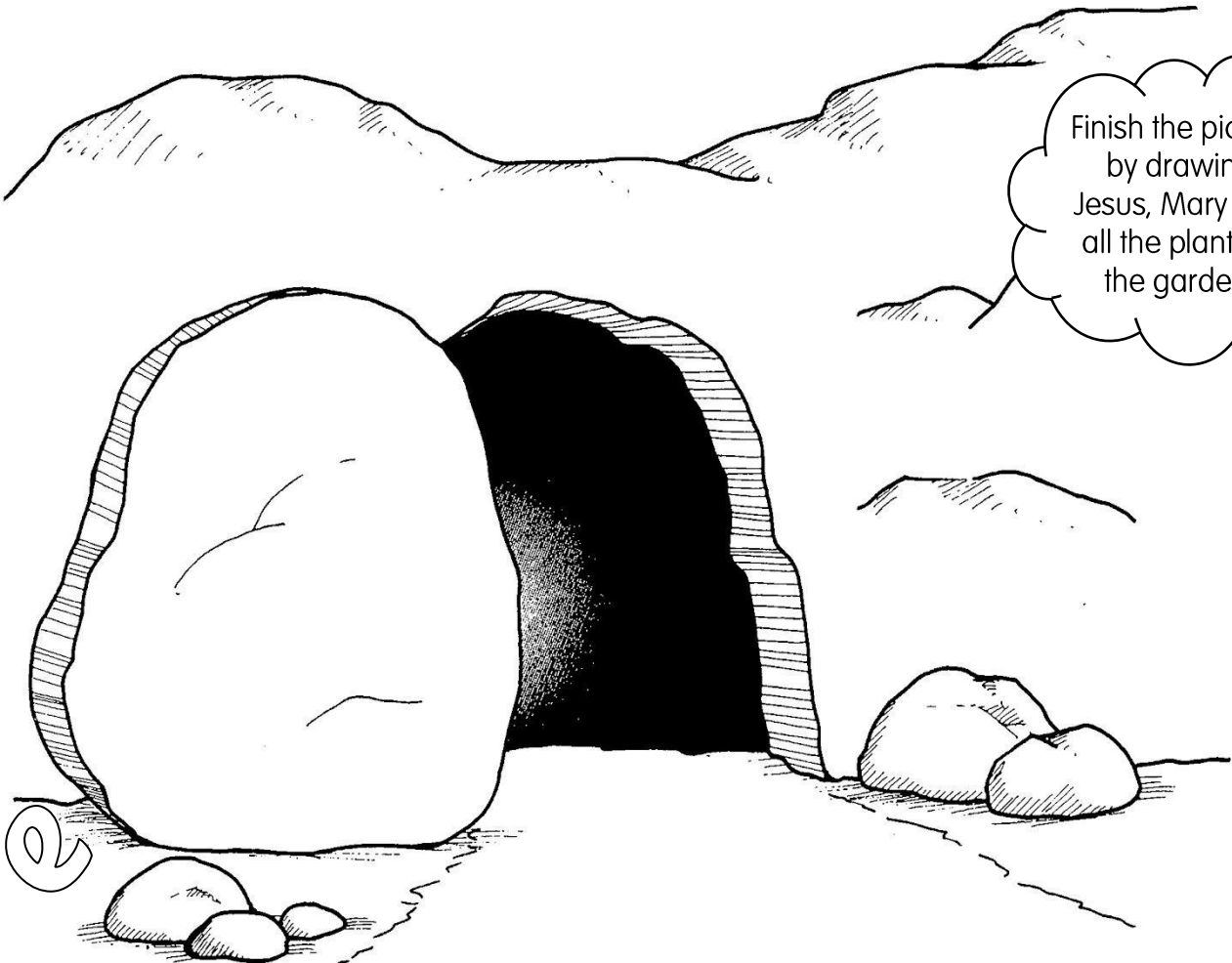
n	z	p	f	w	r	h	j	r	r	u	b	l	e	u
m	o	f	u	e	l	c	t	e	j	m	x	q	m	w
z	j	i	i	q	g	w	t	a	o	e	c	w	p	a
f	e	n	t	w	v	s	e	t	e	f	s	y	t	y
g	j	s	l	c	a	w	f	e	h	d	e	u	y	r
l	i	f	e	e	e	e	w	v	z	p	e	f	s	a
a	d	v	q	u	d	r	i	z	o	m	n	v	v	m
r	p	v	l	u	r	q	r	e	g	f	d	o	m	m
u	s	w	z	i	a	z	o	u	n	t	a	d	a	y
o	s	k	s	f	j	q	j	q	s	p	y	y	q	l
i	t	e	k	y	c	q	p	b	w	e	i	w	j	r
v	n	u	x	e	r	m	x	e	a	w	r	c	z	v
a	c	k	a	u	f	m	v	l	f	u	h	f	r	d
s	s	o	r	c	h	l	o	h	s	p	b	d	m	z
c	o	y	p	p	f	g	a	r	d	e	n	o	b	l

## EXTRA TOUGH PUZZLE!

Can you unscramble these letters to spell a big word which means coming back to life?

Then try to find it in the wordsearch.

r e r o  
s r i e  
t n u c



Finish the picture by drawing Jesus, Mary and all the plants in the garden.

# Together @ Home



Here are some activities you could do together as a family, begin with the story and then do as many or as few as you like, in any order.

## Bible Passage

Today we will be exploring together, the story of Jesus appearing to his disciples!

You can find it in your Bible in:  
**John 20 v 19–31**

Read the story together – choose a Bible translation or children’s story version which best suits your group.



## Discussion

A question for adults to ask children

*What were the disciples doing when Jesus came to visit them?*

The disciples were scared, they thought they might be arrested or even killed for being friends of Jesus. They had locked themselves in together to hide. Jesus didn’t need the doors to be open, he appeared among them. The disciples were filled with joy and excitement when they saw Jesus alive. The wounds in his hands feet and side showed that it really was the same Jesus who they had seen die on the cross – he had risen from the dead!

A question for children to ask adults

*Can you think of a time in your life when you were scared?  
What did you do to help yourself be brave?*

## A prayer to say together

Dear God,

Thank you for the story of Jesus visiting the disciples. Even though we may be like the disciples, locked indoors and feeling scared help us know the same joy that they found by coming close to you.

Thank you for the task you gave to the disciples and that you give to us, to share the Good News about Jesus’ death and resurrection with others.

We pray for all those in the world who are feeling scared and trapped that they would come to know your joy.  
Amen

## Family Activity 1

You will need: Paper, pens

Jesus showed his hands to the disciples with the wounds from the nails in them. . It was only when Thomas saw the wounds that he really believed Jesus was alive.

On a piece of paper or card draw round the hands of each person in your household – colour and decorate them to represent the people in your family.

Once you have finished your design why not use it as a prayer focus point, you can place a hand onto each of the hand prints and pray for the person who it represents.





## A verse to remember

Hebrews 11 v 1

**“Faith means being sure of the things we hope for and knowing that something is real even if we do not see it.”**

Try to learn this verse together, you could come up with some actions to help you remember it or decorate the verse on a piece of paper or card together and put it up somewhere to remind you of it through the week.

## Family Activity 2

You will need: Paper and Pens, or a printout of the next page.

Jesus told the disciples “as the Father sent me, I now send you” – why not go on a treasure hunt around the house – follow the clues from room to room.

We’ve come up with some ideas on the next page but you can always write your own.



## Family Activity 3

“I don’t believe it!” – an imagination game



Everybody sits in a circle – the first person describes something they are imagining is in the middle of the circle. e.g. “Look there is a pink frog!” Somebody else then replies “I don’t believe it!” “What do you see then?” says the first person. The new person must then describe something even more impossible. See how imaginative and ridiculous you can get with your descriptions! This game reminds us of Thomas who wouldn’t believe that Jesus was alive until he could see him!

## Active Prayer

The final verse of our passage today looks at why John wrote his book. He wanted to share the stories of who Jesus was and of Jesus’ miracles with others so that they would know more about God’s love for them.

Write out the story of Jesus and Easter in your own words – you could even illustrate it with your own drawings.

Why not share the story with another family either by sending them pictures or by posting your story through their letterbox?

Pray for all those who read your story that they would learn more about God’s love for them by reading it.

## Helping Older Children

*Older children may be aware of the challenges of getting everything you need in shops at the moment. You may be eating different foods than usual in response to what is available.*

The Bible tells us that God is “Jehovah Jireh” our provider. There are many stories of God providing for the needs of his people:

- Moses in the wilderness
- Elijah fed by Ravens/Elijah and the Widow
- Jesus feeding the 5000

Jesus spoke in Matthew 6 about trusting him for our provision and not worrying about what we will eat or drink. We can trust in God for our provision but also recognise that God may be providing for us in new and unexpected ways.

Print out or copy the clues onto pieces of paper, put them in the right places and you are ready for a treasure hunt! It is up to you how well you hide the clue at each of the places mentioned!

**We're going on a treasure hunt  
Can you follow the clues?  
The first one's hidden by the sink  
we use when we go to the loo!**

This is the first clue – give it to whoever is following the trail.

Put this clue in your bathroom by the sink.

**Are you ready for the next clue?  
We're sure you'll find it soon.  
It's not a knife, it's not a fork.  
But it is somewhere near a spoon!**

Put this clue with the underwear of one of your children

**Well done you're over half way there  
We hope you're having fun  
The next clue is on a window sill  
The question is...which one?**

Put this clue in the drawer or container where you keep your cutlery

**I think I heard the postman  
Delivering the mail  
So travel to where your post arrives  
For the next clue on this trail**

Put this clue on a window sill

**This clue is feeling sleepy  
Perhaps it needs a snooze  
Or maybe it is "under cover"  
It's in a bed. - but whose?**

Put this clue by your letterbox or wherever your post is delivered to

**Well done you're doing really well  
Will you find this more tricky?  
Our next clue's hidden where you'd  
go to make a cup of tea!**

Put this clue inside somebody's bed.

**Our trail is nearly over  
Can you find our greatest prize?  
With stories full of Jesus  
This book is treasure to the wise**


Put this clue by your kettle

**Another clue to is hidden  
But can you find its lair?  
It's hiding in the same place that  
you keep your underwear!**

This is the final verse of the trail, put it with a Bible.

**That's it you've followed all the clues  
Here's something to be treasured  
The word of God is priceless  
It's worth cannot be measured!**

A colouring page you could print and colour together







# Puzzle Sheet

Thomas said he would not believe that Jesus was alive until he had seen him with his own eyes. How many pairs of eyes can you find hidden on the page?

When Jesus rose from the dead he visited his friends the disciples. Can you pair up the matching disciples and find the odd one out who is missing a partner?

Colour in the picture so that the pairs still match!




Our memory verse this week reminds us that faith means believing in something you cannot see. Even though we cannot see God we know that He is with us. Draw a picture below of what you think God looks like.

There are 9 differences between the two pictures can you spot them all?



There are 7 pairs of eyes hidden on the page

# Together @ Home



Here are some activities you could do together as a family, begin with the story and then do as many or as few as you like, in any order.

## Bible Passage

Today we will be exploring together, the story of Jesus appearing on the Emmaus Road!

You can find it in your Bible in:  
**Luke 24 v 13–35**

Read the story together – choose a Bible translation or children’s story version which best suits your group.

## To Emmaus

## A prayer to say together

Dear God,

Thank you for the story of Jesus appearing on the Emmaus Road. Thank you that your plan for Jesus to die for us and come back to life can be found throughout the Bible.

Help us to dig deep into your word and learn more about you. Help us to experience it like a fire in our own hearts.

We pray for those in the world who don’t yet know you that they would be drawn close to you. Help us to share your word with others so that they can know your salvation plan too.

Amen

## Discussion

### A question for adults to ask children

*Why do you think Jesus did not reveal who he was straight away?*

When Jesus met with Thomas after he had risen he said “Those who believe without seeing me will be truly blessed” and in 2 Corinthians 5 v 7 we are encouraged to “live by what we believe, not by what we see”. Jesus wanted the two followers to know he was alive not just because they had seen it but because they knew it in their hearts. In verse 32 they say that hearing Jesus explain the Bible was like having a fire burning in their hearts. Even though we cannot see Jesus we can still believe that He is alive and read the Bible – why not ask God to help you experience God’s word like a fire today!

### A question for children to ask adults

*What is your favourite verse of the Bible?  
Why is it special to you?*

## Family Activity 1

You will need: A blindfold (scarf), some familiar objects

Jesus said it was better to believe without seeing. Take it in turns to wear the blindfold. Pass an object to the person wearing the blindfold, can they work out what it is without being able to see it?

You could think about how the object feels, how it smells, if it makes a sound. Maybe you will find out new things about the objects that you hadn’t noticed before.

When Jesus spent time with his followers, they did not recognise him by how he looked but they experienced something new about who he was in the way he unlocked scripture to them.





## A verse to remember

Acts 2 v 23b

**“This was God’s plan which he had made long ago; he knew all this would happen.”**

Try to learn this verse together, you could come up with some actions to help you remember it or decorate the verse on a piece of paper or card together and put it up somewhere to remind you of it through the week.



## Family Activity 2

You will need: paper, pens, timer, Bibles

When the followers spoke with Jesus, they understood God’s plan better than ever before. Have a Bible race to help you practice finding verses in the Bible. You could use these verses about Jesus and love or write out some verses of your own to look up on pieces of paper.

*If you have more than one Bible you can all search for the verse at the same time.*

*If you only have one Bible take it in turns to search and time how long each person takes.*

Remember you will need to find the right **BOOK** of the Bible and then the **CHAPTER** (Big number) and **VERSE** (Little Number).

**John 3 v 16**

**Acts 4 v 12**

**Isaiah 9 v 6**

**1 John 4 v 19**

**Mark 1 v 10–11**

**Romans 5 v 8**

**John 14 v 6**

**Psalms 136 v 26**

## Active Prayer

In our story today Jesus met with his followers while they were on the road. Why not plan a route you can walk in your community. Think of places you would like to pray for that you could be on your route.

If you are currently allowed out of the house, you could walk your actual route during allowed exercise time – remember to keep at a safe distance from anybody you meet.

If you are unable to leave the house, why not use google maps “street view” and travel your route from inside your home.

Pray for the people and places you pass on your walk.

## Helping Older Children

It is great to be able to equip older children to do their own Bible study and unpack scripture for themselves.

Children might have many questions, here are some short passages you could direct them to. Encourage them to read the passage, spend some time thinking about it and praying asking God to help them understand it better.

Why not ask **them** to tell **you** what they have learned rather than try to answer their questions yourself.

A passage about being worried

Matthew 6 v 25-27

A passage about facing challenges

2 Corinthians 4 v 16-18

A passage about living for God

1 John 3:16-18

A passage about living a pure life


Psalms 119 v 1-16

A passage about God’s forgiveness

1 John 1 v 5-10


A passage about times of trouble

James 1 v 2-8



A colouring page you could print and colour together

“THIS WAS GOD’S  
PLAN WHICH HE HAD  
MADE LONG AGO...”




...HE KNEW ALL THIS  
WOULD HAPPEN”

ACTS 2 V 23B

# Puzzle Sheet

Can you unscramble these books of the Bible?

Join the dots to complete the picture and see who is reading the Bible.



**senigse**

-----

**xedosu**

-----

**emhtatw**

-----

**tsca**

-----

**slpmas**

-----


Can you find all of these words hidden in the word search?

a	f	n	j	s	u	s	e	j	h
c	d	d	e	y	g	h	r	e	e
a	a	y	s	d	n	e	i	r	f
h	e	v	i	l	a	a	f	u	s
e	r	u	t	p	i	r	c	s	o
w	b	w	u	d	p	t	f	a	z
f	v	e	d	d	l	x	m	l	l
a	l	n	s	u	a	m	m	e	s
k	e	f	f	h	n	o	j	m	b
o	t	s	j	w	h	x	r	g	y

**Jesus**  
**Emmaus**  
**road**  
**scripture**  
**friends**  
**Jerusalem**  
**bread**  
**heart**  
**eyes**  
**alive**  
**plan**  
**fire**



# Together @ Home



Here are some activities you could do together as a family, begin with the story and then do as many or as few as you like, in any order.

## Bible Passage

Today we will be exploring together, the story of the Good Shepherd.


You can find it in your Bible in:

### John 10 v 1–10

Read the story together – choose a Bible translation or children’s story version which best suits your group.

You might also like to visit the story of the lost sheep

### Luke 15 v 1–7



## A prayer to say together

Dear God,

Thank you for the story of the Good Shepherd, that reminds us of how much you love us. Thank you that you feed and protect us and that your son Jesus came to die for us.

Thank you that we are not alone but are part of a flock, we pray today for all those in our church family, that you would protect them and provide for them.

We pray for all those who don’t know you yet, that they would hear your voice and come to know you as their shepherd.

Amen

## Discussion

### A question for adults to ask children

*What are some of the things a shepherd does for their sheep?*

A shepherd takes care of their sheep, they provide the food and shelter they need, taking them to fields where they can roam safely and eat fresh grass. In Bible times the sheep would have needed to be protected at all times, even at night – just like the shepherds who were visited when Jesus was born – there were wild animals who might attack the sheep or thieves who might try to take them away.

Jesus used the image of a shepherd and his sheep as a picture to help us understand God’s love for us. Jesus cares for us, protects us and was willing to die for us.

### A question for children to ask adults


*Can you tell a story about a time when God looked after and protected you?*

## Family Activity 1

You will need: A toy sheep or sheep picture (you can always draw your own!)

Take it in turns to hide the sheep around the house or in a room, everybody must search for the sheep. The person who has hidden the sheep could give clues such as ‘warmer’ when somebody is getting nearer to the sheep and ‘colder’ if they are moving further away.

In the Bible sheep are used as a picture of those who know Jesus – if you know any lost sheep, people who have had a relationship with Jesus but have strayed, you could pray for them together.





## A verse to remember

Psalm 23 v 1

**"The Lord is my shepherd; I have everything I need."**

Try to learn this verse together, you could come up with some actions to help you remember it or decorate the verse on a piece of paper or card together and put it up somewhere to remind you of it through the week.

### Family Activity 2

Jesus said that the sheep recognise the voice of the shepherd and run away from the voices of strangers, why not test how good you are at recognising voices. Take it in turns to close your eyes, somebody else should put on a silly voice – see if you can still recognise who is speaking.




If you are a small family, why not ask friends or relatives to send you a recording of their voice or a voice note for your family to listen to and guess from.

### Family Activity 3

Play a game of "What's the time Mr. Wolf?". One person is 'Mr Wolf' and stands at one end of the room, everybody else stands at the other, they are the sheep.

The sheep ask "What's the time Mr. Wolf?" and Mr. Wolf must say a time e.g. - "one o'clock" "eight o'clock" etc. The sheep then take that number of steps toward Mr. Wolf – (e.g. eight steps for eight o'clock)

This is repeated. Each time the steps will take the sheep closer to Mr Wolf. When Mr. Wolf feels like it, instead of a number they say, "Dinner time!" they then turn around and chase the sheep. The first sheep to be caught becomes the next Mr. Wolf.



### Listening to his voice

Jesus said that the sheep know and recognise the voice of the shepherd. Spend some time together as a family waiting and listening to God.

Write down any thoughts, feelings, or pictures you have in your mind and heart while you are listening.

There are lots of different ways that God can speak to us, the more we practice listening the better we can recognise the voice of the shepherd.

### Helping Older Children

In these difficult times Older Children might be asking questions about what happens to people who die. They might also be asking about what happens to those who do not know Jesus.

Verse 7 reminds us that Jesus is 'the gate' – Jesus promised that anybody can receive his gift of salvation. When he died on the cross, he did it for everybody. There is a way for everybody to become a friend of God and receive his promise of eternal life in heaven with Him.

Verse 16 talks about other sheep joining the flock. The people that Jesus was speaking to were Jewish, but Jesus knew that his death on the cross would open a way for everybody to come to know him. We might not know if a friend or family member has accepted Jesus as their Saviour, but we can pray and trust God that his plan is for everybody. It is never too late for somebody to open their heart to God.

# A colouring page you could print and colour together

Thank you to [www.marydeandraws.com](http://www.marydeandraws.com) for giving us permission to use their beautiful colouring sheet.  
You can find more colouring pages and artwork on their website.





# Puzzle Sheet



How many sheep can you count on this page?



Don't fall asleep while you count them!








Draw a big tangly scribble to give the sheep a body, then finish the picture by adding a lovely green field full of delicious grass for the sheep to eat!



Can you help the shepherd find their way through the maze to the lost sheep?




Which path should the sheep follow to get back to their shepherd?



There are 11 sheep on the page including the one you helped draw. The sheep should follow path c.

# T Together @ Home



Here are some activities you could do together as a family, begin with the story and then do as many or as few as you like, in any order.

## Bible Passage

Today we will be exploring together, the story of Jesus comforting his disciples.

You can find it in your Bible in:

### John 14:1-14

Read the story together – choose a Bible translation or children’s story version which best suits your group.



## A prayer to say together

Dear God,

Thank you for the story of Jesus comforting his disciples. Thank you that you always keep your promises, that we can be still be comforted by your promises today.

Thank you that through Jesus and his death and resurrection we have a way to relationship with you. Thank you that you hear and respond to us when we pray.

We pray for all those who don’t know you yet, that they would hear and respond to the good news of the gospel.

Amen

## Discussion

A question for adults to ask children

*How many promises of Jesus can you find in this passage?*

Jesus told his friends that he was going to be with Father God but that one day he would return and take people to the place he had prepared for them. The disciples didn’t understand what Jesus was promising them, but he reassured them that because they knew him, they had a way to eternal life and relationship with God.

Jesus also promised his friends that they had the power to pray and see miracles on earth. Just like they had seen Jesus doing when he was on the earth with them.

A question for children to ask adults

*Can you think of a time when you prayed, and you saw God respond?*

## Family Activity 1

Play a game of hide and seek together. One person must count while everybody else hides – then they must search for everybody who has hidden. Take it in turns to be the seeker.

Think about how the disciples might have felt when Jesus was away from them and out of sight. The Bible tells us that we can be seekers of God, discovering more about Him even when we cannot see Him.

### Proverbs 8 v 17

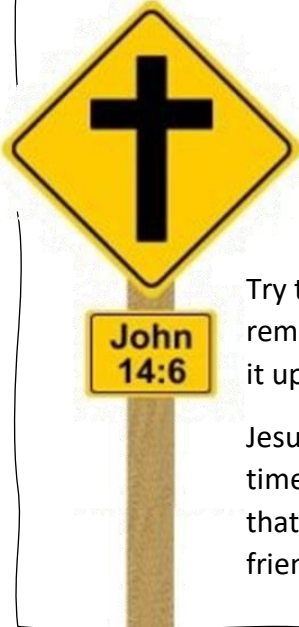
**I love those who love me, and those who seek me find me.**



## A verse to remember

John 14 v 6

**“I am the way and the truth and the life. No one comes to the Father except through me**



Try to learn this verse together, you could come up with some actions to help you remember it. Why not decorate the verse on a piece of paper or card together and put it up somewhere to remind you of it through the week?

Jesus told his disciples that he was the only way to God the Father, why not take some time to pray for friends or family members who you know that don't yet know God. Pray that they would hear the Good News and respond, accepting God's forgiveness and friendship that are on offer because of Jesus' death and resurrection.

### Active Prayer



Jesus said that in his Father's house there are many rooms. Why not go on a prayer adventure around your own home.

Here is a prayer inspiration for each room in your house:

**Bedrooms:** Visit each bedroom in the house and say a prayer for the people who sleep in that room.

**Kitchen:** Pray a thank you prayer to God for providing physical and spiritual food for us each day. Pray for the foodbank and all those charities helping people to access food and supplies.

**Bathroom:** While you are in the bathroom... wash your hands and then take a moment to pray for all working for the NHS and emergency services and those working to find a cure for the Coronavirus.

**Living Room:** Take a moment to pray for all those who appear on our screens – world leaders making difficult decisions, church leaders finding new ways to be church during lockdown and teachers connecting with their classes online.

**Garden/Outside:** Pray for all those in your street and community that they would come to know God more and that He would provide all that they need.

### Family Activity 3

You will need: Paper, pens, any craft materials you have in the house.

Jesus told the disciples that he was going to his 'Father's House'. What do you think God's home, heaven, looks like?

Why not spend some time together wondering and sharing about what you think it looks like in heaven? Use your art materials to create your own picture together. Think about who will be there, what it will look like and what people will be doing in heaven.



### Helping Older Children

In these difficult times Older Children might be asking questions about what happens to people who die. They might also be asking about what happens to those who do not know Jesus.

Reassure them with Jesus' promise that he died on the cross to make a way so that anybody and everybody can receive God's forgiveness and friendship. We may not know what somebody else believes in their heart, but we can trust God that He hears and accepts everybody who invites Him into their life.

A colouring page you could print and colour together

I am  
THE WAY  
the TRUTH,  
and the  
Life.

No one comes to  
the FATHER  
except through  
ME.

JOHN 14:6

# Puzzle Sheet



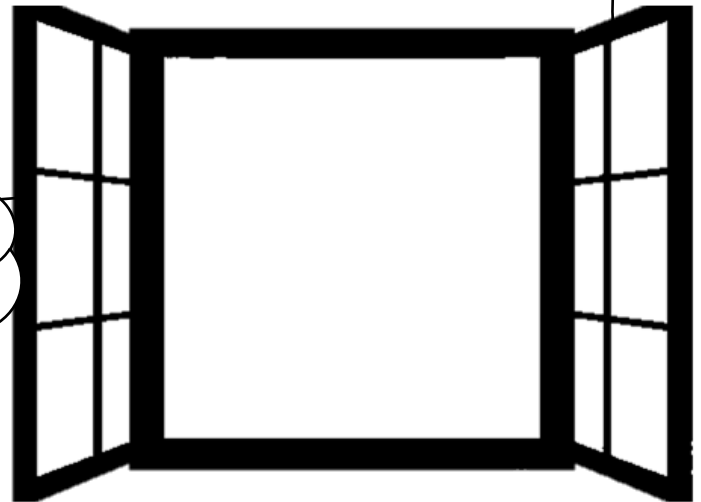

Can you solve the clues and write the answers in the correct spaces?

**Across**

- 3. These let light into your house
- 6. A room to relax in
- 7. The room where you brush your teeth


**Down**

- 1. The way into a house
- 2. The room where you cook dinner
- 4. A room for working in
- 5. The room where you sleep

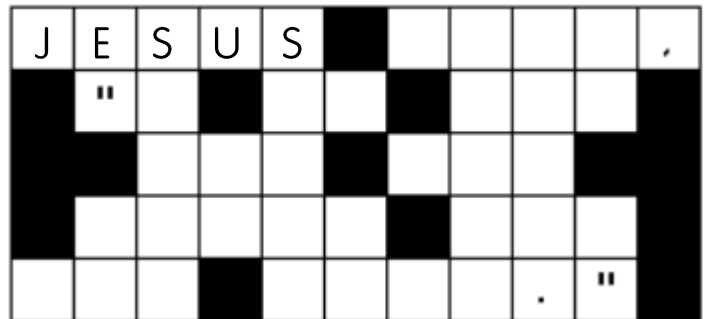


Draw a picture of what you can see out of your window.

Can you find your way through the house maze?



Can you fit the fallen letters back into the puzzle? Some of it has been started for you.




W S A  
 S Y A N  
 T I U L I F E I D  
 J H R U T H T H H E  
 T E E A A M S T E D

Answer: Jesus said "I am the way the truth and the

# Together @ Home

Here are some activities you could do together as a family, begin with the story and then do as many or as few as you like, in any order.



## Bible Passage

Today we will be exploring together, the story of Jesus promising a helper.

You can find it in your Bible in:

### John 14:15–21

Read the story together – choose a Bible translation or children’s story version which best suits your group.



## A prayer to say together

Dear God,

Thank you for our helper the Holy Spirit who helps us to live right for you.

Help us to live for you, following the example of Jesus. Help us to share your love, to serve one another and to be bold in telling others the Good News about your love.

We pray for those do not yet know you as their friend but who are in need of a helper. May they hear about your love, experience your presence and come to know you.

Amen

## Discussion

A question for adults to ask children

*Who is the helper that Jesus promised in this passage?*

Jesus was telling his friends about the Holy Spirit, who was coming to be a helper for them as they lived for God. Jesus wanted his friends to continue what he had started; sharing God’s love with everybody, teaching, serving and demonstrating God’s power – but Jesus also knew that they wouldn’t find it easy. In a few weeks we will be reading the story together of what happened when the Holy Spirit first arrived – it’s very exciting!

Jesus promised that the Helper would be with his friends forever – as friends of Jesus today we can know and be helped by the Holy Spirit as we live for God each day.

A question for children to ask adults

*What has been your most memorable experience of being helped by the Holy Spirit?*


## Family Activity 1

Jesus told his disciples “If you love me, you will obey my commands”.

Play a game of Simon Says together as a reminder that we should only do things that are in line with how God wants us to live.

One person is ‘Simon’, they should give instructions for everybody else to follow but the group should only obey the instructions if they are preceded by the phrase “Simon says”.





## A verse to remember

Acts 17 v 30

**“God tells all people in the world to change their hearts and lives.”**

Try to learn this verse together, you could come up with some actions to help you remember it. Why not decorate the verse on a piece of paper or card together and put it up somewhere to remind you of it through the week?


These words were spoken by Paul as he travelled from place to place sharing the Good News with others. It may feel like we cannot easily share the Good News with others while we are unable to meet up with friends and family, but we know that God can do amazing miraculous things. We can pray that people will come to know and love God without even leaving their homes!

## Family Activity 3

Jesus told his friends that some people would struggle to believe in the Holy Spirit because they would not be able to see Him. But we believe in things all the time even though we cannot see them with our eyes! This game uses gusts of air – just like the Holy Spirit, even though we cannot see the gusts we can feel them and see their impact in the world!

You will need: *Paper, an empty container, straws (optional)*

Each person rolls themselves a tiny ball of paper, you might want to give them different colours. Place them on the edge of a table and then blow your ball into the empty container placed at the opposite end. Have a race to see who can move their paper ball the fastest and furthest with just one blow! If you have straws in the house, you could use this to help control your blowing! Why not make it even trickier by building a maze or assault course for your paper balls to travel through.




## Active Prayer

You will need: Paper, pens, any craft materials you have in the house.

Fold your paper into a concertina and draw half of a person outline – you will need the inside of the person to be on the thickest fold of your paper and the arm to stretch right to the edge of the paper. When you cut out your person and unfold the paper you should have a whole chain of people.

Decorate the people together, make each one somebody you know who doesn't yet know God as their friend – pray as you decorate them that they would hear and respond to the Good News about God's love.



## Knowing our Helper

We can call on the Holy Spirit to help us as we live for God each day. The Holy Spirit is a helper for all those who love and live for God, no matter their age.

With the help of the Holy Spirit we can become more like Jesus – showing love, joy, peace, patience, kindness, goodness and faithfulness – we call these the **fruits of the Spirit** (Galatians 5).

The Holy Spirit can also equip us with **gifts** and talents such as teaching, prophesying, healing and serving (1 Corinthians 12).

**A colouring page you could print and colour together**

**“GOD TELLS ALL PEOPLE IN  
THE WORLD TO CHANGE THEIR  
HEARTS AND LIVES.”**



**ACTS 17 V 30**



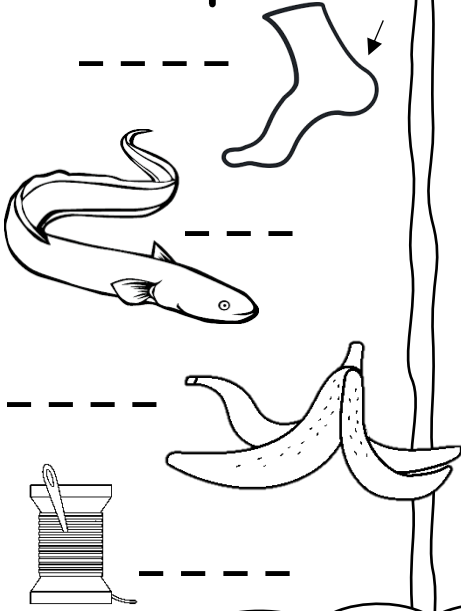
# Puzzle Sheet

Jesus promised a helper, The Holy Spirit who would help us to live for God just like He did.

Can you finish the picture of Jesus to show some of the amazing things He did while he was on the earth?

Can you guess the missing words? They are all made from the letters of the word

**helper**



Can you complete this **SUPER WORDSEARCH?!**

First...find all these Holy Spirit themed words.

These words are all "fruits of the Holy Spirit" – behaviours and attitudes that make us to be more like Jesus.

love  
joy  
peace  
patience  
kindness  
goodness  
faithfulness  
gentleness  
self-control

prophecy  
teaching  
healing  
miracles  
wisdom  
service  
leadership  
faith  
evangelism

Next...circle any letters that have not been used in the wordsearch – fill in the spaces below to spell out a Bible Verse.

These words are all gifts and talents from God that the Holy Spirit gives us.

f l p t e a c h i n g s i w i  
e a e r h w l l a s e e k t h  
h c i a o t i e f l a l t h e  
r e a t d p i s c a n f d h e  
w i a e h e h a d l l c g i v  
p e y l p f r e f o o o u a n  
o a t h i i u s c e m n r e h  
e l t p m n e l h y r t t c o  
b e w i i t g h n i y r j i o  
u f o r e e v e r e p o o v j  
o k i n d n e s s h s l y r n  
f o u r t e c e n v e s l e r  
s e s i x s s e n d o o g s t  
s s e n e l t n e g v e e n  
m s i l e g n a v e



“ \_\_\_\_\_ , \_\_\_\_\_  
\_\_\_\_\_  
\_\_\_\_\_ .”  
\_\_\_\_\_

# Together @ Home

Here are some activities you could do together as a family, begin with the story and then do as many or as few as you like, in any order.



## Bible Passage

Today we will be exploring together, the story of Jesus' ascension to heaven.

You can find it in your Bible in:

### Acts 1:6-14

Read the story together – choose a Bible translation or children's story version which best suits your group.



## A prayer to say together

Dear God,

Thank you that you love us so much that you sent your son Jesus to earth, to die on the cross and take the punishment for our sins.

Thank you for your promise of eternal life, that we can know true relationship with you and be your children and friends.

Help us on the mission that you have given us, to share your love and your good news with others. We pray for all those who do not yet know you, that they would hear and respond to the good news about Jesus.

Amen

## Discussion

A question for adults to ask children

*How do you think the disciples felt when they saw Jesus returning to heaven?*

Jesus' friends were still struggling to understand the big picture, they thought that Jesus had come to free the Israelites from Roman rule, they were probably confused and scared when Jesus left them again. Jesus had told them to wait for a helper, but they didn't really understand what was happening.

We know that Jesus had a much bigger plan. Jesus' plan was for everybody, all those who were in the earth at the same time as him and all those who were going to live on the earth in the future. Jesus had come and died on the cross to take the punishment for all the sins of the world, so that everybody could receive eternal life and know God as a father and friend just like Jesus did. The Holy Spirit was coming to be a helper for Jesus' followers forever.

A question for children to ask adults

*Can you think of a time when you had to wait patiently for someone or something?*

## Family Activity 1

You will need: A timer / clock

Jesus told his friends that they needed to be patient and trust in God's timing while they waited for the helper God had promised.

Find out who is best at waiting by playing 'The Minute Game'. One person has a clock or phone timer, this person tells everybody when to begin. Everybody else must stand up, they must sit down when they think a minute has passed – they are not allowed to cheat by looking at a watch or clock. Once everybody has sat down the person watching the timer should say who was closest.



## A verse to remember

John 17 v 3

**“And this is eternal life: that people know you, the only true God, and that they know Jesus Christ, the One you sent.”**



These words were spoken by Jesus – because of his sacrifice on the cross everybody who accepted him as their Saviour would be able to know God the father as he did – as a close friend and as a loving father.

Try to learn this verse together, you could come up with some actions to help you remember it . Why not decorate the verse on a piece of paper or card together and put it up somewhere to remind you of it through the week?

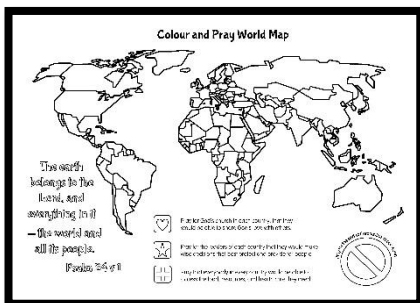
## Active Prayer

You will need: Paper, pens, a timer

Jesus promised a helper who would help his followers carry the gospel message to all the countries of the world.

Take some time to pray for as many countries of the world as you can. Set the timer for a few minutes, everybody should write down as many countries as they can think of.

Then set the timer again, this time, your challenge is to pray for all of the countries you have written down. Put a tick by them as you pray...don't miss any country out!



If you would have a printer you might like to print a copy of the *Together at Home 'Colour and Pray world map' sheet* which is available at [www.TatH.co.uk/other-resources](http://www.TatH.co.uk/other-resources)

## Family Activity 2

As his disciples watched, Jesus was lifted up into the sky and hidden behind a cloud. Why not spend some time cloud-gazing as a family. Find a safe place to lie down either in your home or socially distanced in a local green space.

Watch the clouds as they pass by, can you see any shapes or pictures in the clouds?



## Helping Older Children


Just like the disciples, our children may be struggling to be patient and wait for lock-down to be over, particularly in these times where restrictions are changing and there is uncertainty.

Jesus' words to his own disciples might apply here: *“The Father is the only One who has the authority to decide dates and times. These things are not for you to know.”*  
(Acts 1:7)


But just like the disciples, Jesus has sent a helper for us, we are not in this situation alone, we too can call on the Holy Spirit as our helper to help us as we continue to trust in God and his timing.

A colouring page you could print and colour together


"AND THIS IS



FOR



LOVE



: THAT PEOPLE KNOW YOU,

THE ONLY TRUE GOD,

AND THAT THEY KNOW

JESUS CHRIST,

THE ONE YOU SENT."





JOHN 17 V 3

# Puzzle Sheet

Complete the picture below – what could the disciples see?

How many clouds like this one can you find on the page?

The disciples travelled to Jerusalem to wait for the arrival of the Holy Spirit. Can you find your way through the maze from the mount of olives to the city of Jerusalem?



- 1.
- 2.
- 3.
- 4.
- 5.
- 6.
- 7.
- 8.
- 9.
- 10.
- 11.
- 12.
- 13.
- 14.
- 15.
- 16.
- 17.
- 18.
- 19.
- 20.

Join the dots  
What can you see?

There are 7 clouds hidden on the page.

# Together @ Home

Here are some activities you could do together as a family, begin with the story and then do as many or as few as you like, in any order.



## Bible Passage

Today we will be exploring together, the story of Pentecost.

You can find it in your Bible in:

### Acts 2 v 1–21

Read the story together – choose a Bible translation or children’s story version which best suits your group.



## A prayer to say together

Dear God,

Thank you for the story of Pentecost! Thank you that you did not leave us alone on our mission for you, but that you sent a helper, the Holy Spirit.

Thank you for the wonderful gifts of the Spirit which help us to live for you and to share your love with others.

We ask that just like at Pentecost that people today would see your Spirit at work in your church and come to know you.

Amen

## Discussion

A question for adults to ask children  
*What does this story teach us about what the Holy Spirit is like?*

It must have been amazing to experience the Holy Spirit at Pentecost – the arrival is described as a strong wind and the Holy Spirit appeared like flames on people’s heads.

The story also tells us a lot about what it is like to be filled with the Holy Spirit and the different gifts that the Holy Spirit can give us. People spoke in many languages, Peter received wisdom and the ability to teach and share clearly. Peter also spoke about the promises that God had made to the prophet Joel – that the Holy Spirit would give people the gifts of prophecy and was available to all kinds of people.


A question for children to ask adults  
*Can you share a time when you had your own experience of the Holy Spirit at work?*

## Family Activity 1

You will need: Card, pens, glue/tape, any craft materials you have around the house.

Create your fire crowns and remember the fire that appeared on the heads of Jesus’ friends.

Use anything you have around the house to make them – cereal boxes are ideal to make your crowns and any red, orange or yellow paper or packaging could be used for the flames.





## A verse to remember

1 Corinthians 12 v 4

**There are different kinds of gifts, but they are all from the same Spirit.**

This is the beginning of a passage all about the different gifts we can receive through the Holy Spirit – you can read the whole passage in 1 Corinthians 12 v 1-11. Why not read it together and see how many different gifts you can find.

Try to learn this verse together, you could come up with some actions to help you remember it. Why not decorate the verse on a piece of paper or card together and put it up somewhere to remind you of it through the week?

## Family Activity 2

At Pentecost the Holy Spirit filled Jesus' friends and they were suddenly able to speak in many languages. The people in Jerusalem were amazed that they could all understand what they were hearing about the "great things that God had done" in their own languages.

Play a game of charades with your family – can you pass on a message without using any words at all? Act out a favourite book or film title for others to guess without using any words.

Younger children might find it easier to act out being a favourite animal and making animal sounds to help you guess.



## Knowing our Helper

We can call on the Holy Spirit to help us as we live for God each day. The Holy Spirit is a helper for all those who love and live for God, no matter their age.

With the help of the Holy Spirit we can become more like Jesus – showing love, joy, peace, patience, kindness, goodness and faithfulness – we call these the **fruits of the Spirit** (Galatians 5).

The Holy Spirit can also equip us with **gifts** and talents such as teaching, prophesying, healing and serving (1 Corinthians 12).



## Active Prayer

Just like the disciples at Pentecost we can be filled up with the Holy Spirit today. Here are some activities to help focus your prayers connected to the Holy Spirit arriving at Pentecost.

*Pour some water into different containers:* and ask the Holy Spirit to fill you. Even though we are all different God can use all of us and we can all receive the Holy Spirit.

*Light a candle:* and ask the Holy Spirit to help you be a light in the world just like the disciples were.


*Blow some bubbles:* blow some bubbles along your street and ask the Holy Spirit to move in your community and draw others closer to God. If you don't have any bubble mix, try making some using washing up liquid.

A colouring page you could print and colour together

There are  
different  
kinds of gifts,



but they are  
all from the  
same Spirit.



1 Corinthians

12 v 4



# Puzzle Sheet

Draw your own picture of what you think Pentecost might have been like?

How many flames like this one can you find on the page?



Can you use the code to reveal the message?

a	b	c	d	e	f
☺	👑	⊖	▽	☼	🌀
g	h	i	j	k	l
⊗	←	⊙	△	→	✧
m	n	o	p	q	r
☼	⊖	☺	→	✳	📄
s	t	u	v	w	x
↑	🎵	✝	☀	✳	🕯
y	z				
↓	🌀				

Code symbols: 🎵 ← ☼ ↓      👑 ☼ ⊗ ☺ ⊖      🎵 ☺

Code symbols: ↑ → ☼ ☺ →      ▽ ⊙ 🌀 🌀 ☼ 📄 ☼ ⊖ 🎵

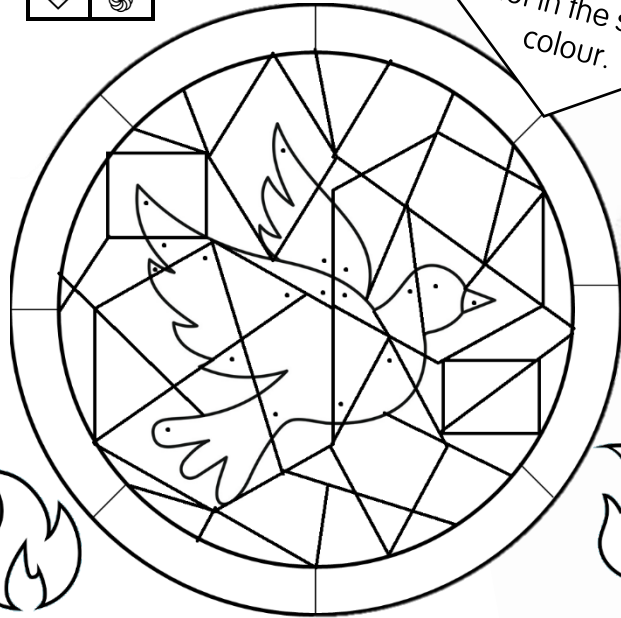
Code symbols: ✧ ☺ ⊖ ⊗ ✝ ☺ ⊗ ☼ ↑

Can you find all these Pentecost related words in the word search?


Colour the stained-glass window... colour all the shapes with a dot in the same colour.

- wind
- fire
- Peter
- heaven
- Pentecost
- Jerusalem
- Holy Spirit
- disciples
- languages
- flames

There are 10 flames hidden on the page.



# Together @ Home



Here are some activities you could do together as a family, begin with the story and then do as many or as few as you like, in any order.

## Bible Passage

Today we will be exploring together, the story of the Great Commission and thinking about the Holy Trinity.

You can find the story in your Bible in:

### Matthew 28:16-20

Read the story together – choose a Bible translation or children’s story version which best suits your group.



## A prayer to say together

Dear God,

Thank you that you love us and want us to be in relationship with you. Help us to know you as our loving father. Help us to know Jesus, thank you for his sacrifice on the cross and the example of his life that we have to follow.

Thank you that we are not alone but that we have the Holy Spirit as our helper, living inside us and helping us to live for you.

Help us on our mission to go and share your love, teaching and making followers throughout the world.

Amen

## Discussion

A question for adults to ask children

*What is the Holy Trinity? What do you know about God the Father, Jesus and Holy Spirit?*

Even though there is only one God, God himself is made up of three persons – God the father, God the son and God the Holy Spirit. When Jesus was on the earth, he told his disciples to baptize people in the name of “the Father and the Son and the Holy Spirit” – Jesus wants everybody to know all three aspects of the Holy Trinity.

Jesus said he wanted to know God in the same way that he did, as a father loves his son. Jesus himself came to the earth fully God and fully human, he lived his life as an example for us to follow and died to take the punishment for our sins. Holy Spirit is our helper, God living in us and helping us to live right for God and know God near.


A question for children to ask adults

*What different sides are there to who you are?*

Our children will know us as mum or dad, but there will be aspects of us they do not know – why not share about who you are to your friends or to others at work.

## Family Activity 1


### Go and... find triangles



Jesus gave his disciples a mission to go and make followers throughout the world. Here is a mission for your family today.

Go around your house and garden looking for things that come in threes or which have three sides. Visit each room in the house and give yourself one minute to find as many items as you can which are triangle shaped or have three parts to them. How many can you find in each room?





## A verse to remember

### 2 Corinthians 13 v 14

**The grace of the Lord Jesus Christ, the love of God, and the fellowship of the Holy Spirit be with you all.**

This bible verses is known as 'The Grace' – we sometimes use it in church meetings as a prayer over one another. How amazing to know all three persons of God and experience the variety and complexity of who God is. However much we learn about God there will always be more to discover.


Try to learn this verse together, you could come up with some actions to help you remember it . Why not decorate the verse on a piece of paper or card together and put it up somewhere to remind you of it through the week?

## Family Activity 2

You will need: Paper, pens

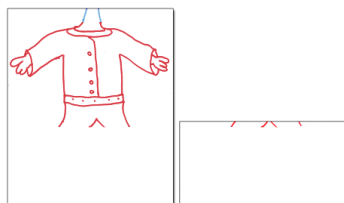
Each person has a piece of paper. In the top third of the page you need to draw a head.

Fold the drawing of the head behind the paper, making sure that the lines of the neck can still be seen. Then pass the paper to the person on your right.




On your new piece of paper draw a torso with arms. Join the torso onto the two neck lines left by the person before you.

Fold the drawing of the torso behind the paper, making sure that the lines of the torso can still be seen, or the tops of the legs. Then pass on our papers again.




On your new piece of paper complete the body by drawing legs and feet. Once everybody is finished unfold your pages to see what you have drawn.



Each piece of paper should have one person on it, but the different parts of the person will be very different. In the same way although God is one, we can meet with God and experience different aspects of who God is.

## Active Prayer

You will need: pens,  
paper, Lego/toy figures



The Great Commission was not just for Jesus' followers at the time but is also a mission for us today.

We might not be able to meet in person for all our friends that do not yet know Jesus but we can pray for them and share God's love with them.

Find some toy figures e.g. Lego, Happyland that you can use to represent friends that don't know Jesus yet. (You can also do this without the figures.)

Think of a friend or family member who doesn't yet know Jesus as their friend. Pick a figure to represent them and put them on your page. Write their name by the figure.

Once you have named all the figures take it in turns to pick up a figure and pray for the person they represent.


Put the piece of paper with the names on it somewhere in the house, can you send an encouraging message all the people on this list this week? Cross them off the sheet when you have been in contact with them.

A colouring page you could print and colour together

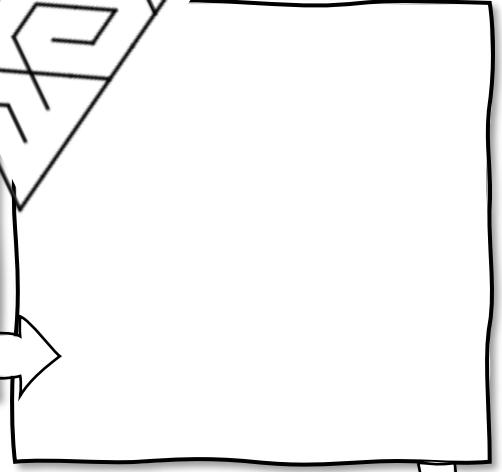
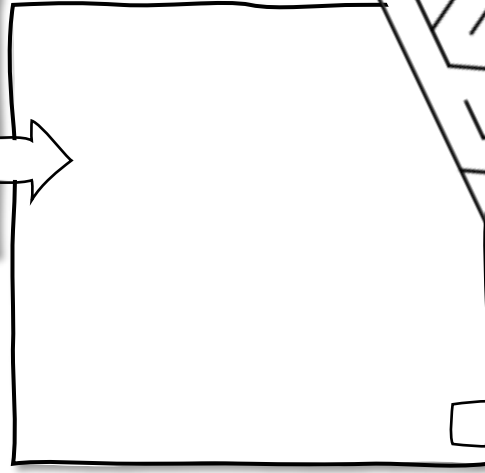



# Puzzle Sheet

Can you find your way to the centre of the maze?



Jesus told his disciples to go and share his story around the world. Draw your own pictures to help others understand who God is!





**God created the world and everything in it. God wants to be friends with each one of us.**

**But people sinned and turned away from God.**

**God sent his son Jesus to show us how to live for Him and to take the punishment for all our sins.**

Join the dots in order to reveal a picture.



**Jesus sent the Holy Spirit to be our helper as we continue to share God's love with others.**

How many trinity knots can you find on the page?

There are 7 trinity knots hidden on the page.